



Evin Token

Tokenomics

Witness The Power Of Community

Evin Token Tokenomics

Token Distributions

% 4

Allocated For Cex Listing

Total Supply

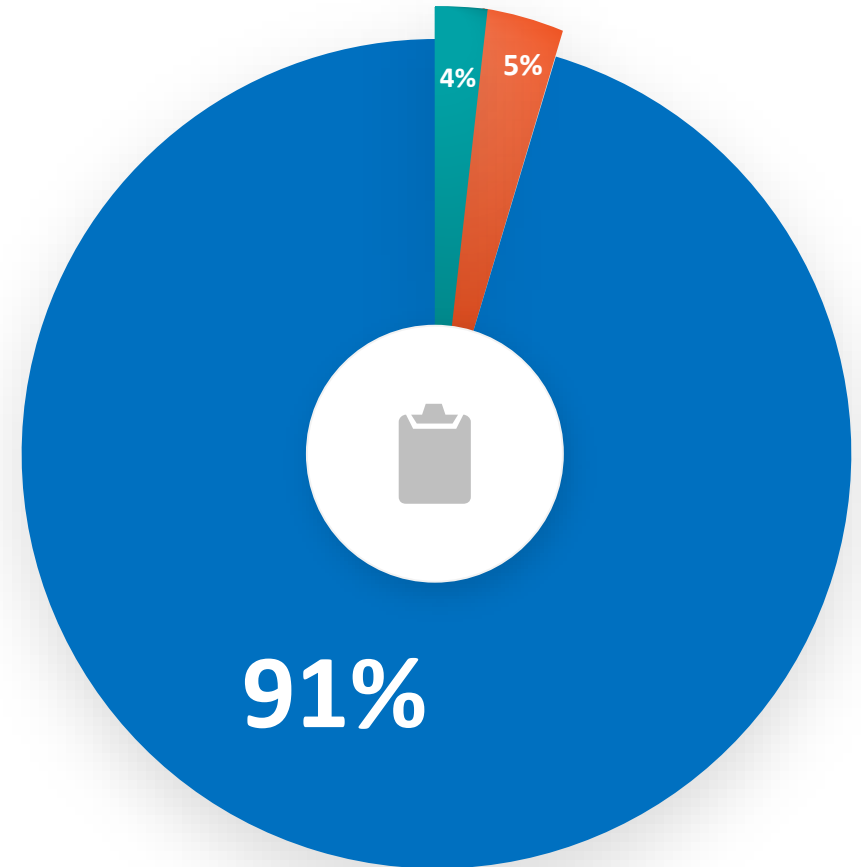
1.000.000 Tokens

% 5

Allocated for the team

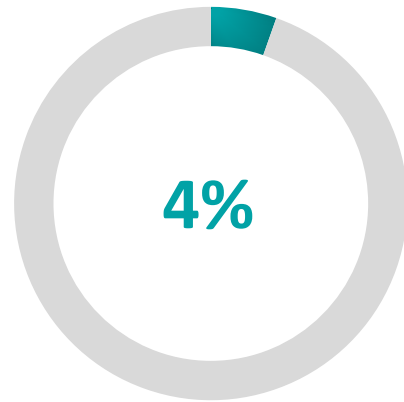
% 91

Allocated for Liquidity and
entered to circulations
(910,000 Tokens)



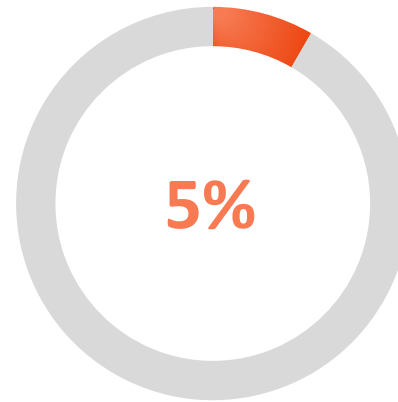
Evin Token

Token Distributions



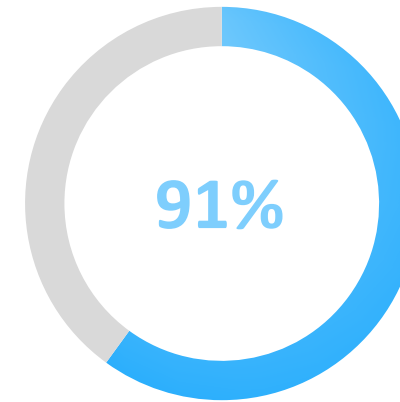
Cex Listing

40.000 Tokens allocated for Cex Listing



Team

50.000 Tokens Allocated to team members for the developments and maintenances of the project.



Liquidity and Circulation

910.000 Tokens used for the liquidity pool and released into circulation

Transaction Fee: 3 %



Evin Token Fee System

All transactions working with % 3 Fee.

1%

Liquidity Pool

Added to the liquidity pool to support and maintain it.

1%

Burning

Tokens will be burned to reduce supply and increase value.

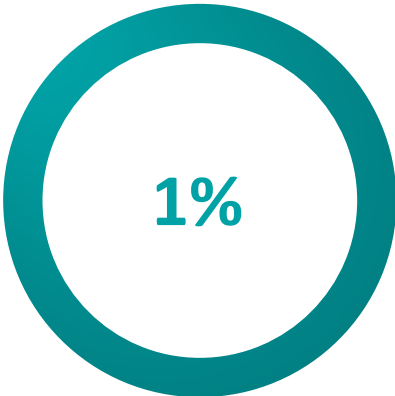
1%

Marketing

Used for marketing and promotional activities.

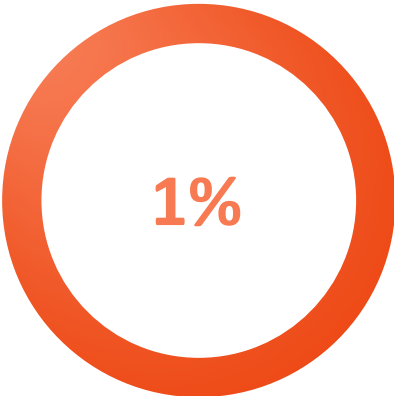
Evin Token

3 % Fee Distributions



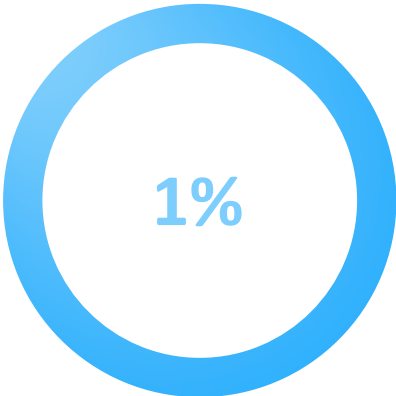
Liquidity

Added to the liquidity pool to support and maintain it



Burning

Tokens will be burned to reduce supply and increase value.



Marketing

Used for marketing and promotional activities.



Evin Token

Witness The Power Of Community

www.evintoken.com



t.me/KriptoEvin



[EvinToken](https://twitter.com/EvinToken)